



2011 Commercial Water Heating Solutions

Introducing Bosch Therm, our most advanced line of tankless water heaters for commercial applications.



BOSCH
Invented for life

About the Bosch Group



The Bosch Group has been a leading global supplier of technology and services in the areas of Automotive, Industrial Technology, Consumer Goods and Building Technology for over 100 years. The company was founded in Stuttgart, Germany in 1886 and today has more than 300 subsidiaries in over 150 countries. Every Bosch product is built with one goal in mind; to enhance quality of life by providing innovative technological solutions. Bosch is highly regarded for its development of automotive braking and steering safety systems (ABS) which have been improving automotive performance for over 30 years and, helping reduce the number of accidents on North America's roads and highways. Environmental stewardship inspires and drives Bosch product development. Bosch is a leader in the creation of next-generation technologies that deliver improved performance and efficiency while conserving natural resources. In the area of sustainable mobility, we're helping reduce the fuel consumption and CO₂ emissions of new vehicles. Energy efficiency and environmental protection are also shaping our

Industrial Technology, Consumer Goods and Building Technology products. Green technologies, such as gas tankless water heaters, heat pump electric water heaters, solar thermal systems, photovoltaics, wind power and geothermal heat pumps are perhaps the best examples of smart technologies growing in demand and shaping the future of Bosch.

Bosch Thermotechnology in North America

Bosch Thermotechnology is a leading source of high quality water heating and comfort heating systems. In particular, the company offers Bosch tankless, point-of-use water heaters, Bosch solar thermal systems, Buderus floor-standing and wall-hung boilers, FHP geothermal heat pumps as well as controls and accessories for every product line. As illustrated in this catalog, and at www.bosch-climate.us, Bosch Thermotechnology is committed to reinventing energy efficiency by offering smart products that work together as integrated systems which enhance quality of life in an ultra-efficient and environmentally-friendly manner.





Contents

- 1** About the Bosch Group
- 3** Why Bosch is your best choice
- 4** Commercial product guide
 - 5** Product comparison guide
 - 6** New! Bosch Therm
 - 7** Point-of-use solutions
 - 8** Application and feature icons key
- 9** Commercial gas tankless water heaters
 - 12** Bosch Therm condensing gas tankless
 - 13** Bosch Therm non condensing gas tankless
 - 14** Recommended commercial systems
 - 16** Tankless water heater accessories
- 17** Electric tankless and point-of-use solutions
 - 18** Powerstream Pro 17 & 27 series
 - 19** Powerstream Pro 1-12 compact series
 - 20** Ariston Pro GL2.5Ti, GL4Ti, & GL8Ti
- 21** New for 2011! Bosch Compress heat pump electric water heater
- 22** Commercial installations
- 23** Bosch system integration

Why Bosch is the best choice for your business



Bosch is a name you know and trust

Everyone knows and respects Bosch for its unsurpassed commitment to quality, innovation and value within a broad range of products including: automotive parts, power tools, home appliances and tankless water heaters. Bosch is highly recommended by professional contractors and is a brand that loyal customers refer to their friends and family.



Your single source for hot water systems

For restaurants, hotels, schools, spas and car-washes, you can trust that Bosch has a commercial water heating solution that is perfect for every application. Best of all, Bosch products are designed to seamlessly work together which means you can integrate Bosch products to build a reliable customized system.



Bosch exclusive: safety and precision controls

Bosch is the only major tankless water heater manufacturer to offer a built-in digital control panel with the ability to adjust water output temperatures in precise 2°F increments across the entire temperature range. This precision control is especially important in public facilities, schools, hospitals and nursing homes.



Bosch exclusive: patented burner design

Bosch's patented heat exchanger, with dual-fan and fully modulating vertical burner design, achieves an "even" flame pattern that prevents the hot-spots and heat exchanger corrosion common with other tankless water heater burner designs. To prevent scale build up that can reduce operating efficiency, Bosch created proprietary built-in turbulators to make their tankless water heaters work better and last longer.



Exclusive: 100% serviceable parts and easy access

Bosch tankless water heaters offer a spacious cabinet, making the product line 100% serviceable. Our four moving parts versus the competition's 10 or more means 60% less parts to wear and tear. Plus, each part can be replaced or serviced individually, which means you never need to replace an entire water heater over one broken part.

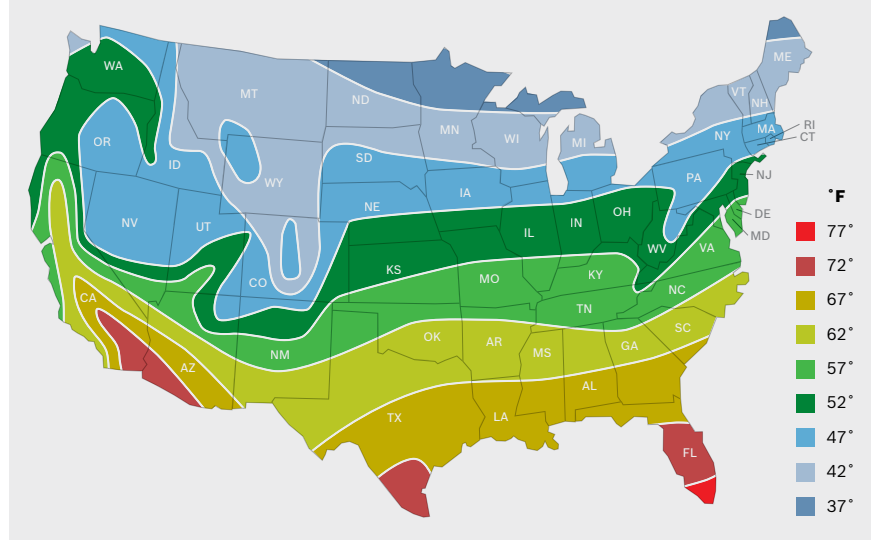
Commercial product guide



Bosch has over 100 years of experience in water heating systems, including 25 years with condensing technology. You can trust Bosch has the best water heating products for all your commercial applications. From high-efficiency gas condensing tankless and zero-emission heat pump electric water heaters to various compact electric models and mini-tanks for point-of-use, rest assured we build something to handle your every need. And best of all, Bosch products are designed to complement one another and work together seamlessly with solar thermal, cascading and recirculation systems, so you can expand the system to meet your customers needs.

Product comparison guide

Ground temperatures



Choosing the right Bosch product

There are many factors that go into selecting the right Bosch water heater: the number of people in the home, type of showers and tubs, water pressure and geographic region. To make the process easier, we offer the map and flow-rate table below as well as a new **Bosch Sizing Calculator** at www.bosch-climate.us.

1. On the map, determine the ground water temperature in your area.
2. In the corresponding column select the Bosch water heater based on how many fixtures you'll be running at the same time.

Example: A sports complex in Miami, Florida is considering ten C 1210 ESC models linked in a cascade. The ground water temperature in Miami is 77°F which means this facility can run up to 50 showers at the same time.

Inlet Temp. (F)	Summer								Winter	
	77°	72°	67°	62°	57°	52°	47°	42°	37°	
Gas Tankless										
C 1210 ESC	9.8 GPM	8.8 GPM	8.0 GPM	7.3 GPM	6.7 GPM	6.2 GPM	5.8 GPM	5.4 GPM	5.1 GPM	
C 1050 ES	8.5 GPM	7.6 GPM	6.9 GPM	6.3 GPM	5.8 GPM	5.4 GPM	5.0 GPM	4.7 GPM	4.4 GPM	
940 ES/ESO	7.7 GPM	6.9 GPM	6.2 GPM	5.7 GPM	5.2 GPM	4.9 GPM	4.5 GPM	4.2 GPM	4.0 GPM	
830 ES	6.7 GPM	6.0 GPM	5.4 GPM	5.0 GPM	4.6 GPM	4.2 GPM	4.0 GPM	3.7 GPM	3.5 GPM	
660 EF/EFO	5.4 GPM	4.8 GPM	4.4 GPM	4.0 GPM	3.7 GPM	3.4 GPM	3.2 GPM	3.0 GPM	2.8 GPM	
Electric Tankless										
RP 27 PT	4.3 GPM	3.8 GPM	3.5 GPM	3.2 GPM	2.9 GPM	2.7 GPM	2.5 GPM	2.3 GPM	2.2 GPM	
RP 17 PT	2.7 GPM	2.5 GPM	2.2 GPM	2.0 GPM	1.9 GPM	1.7 GPM	1.6 GPM	1.5 GPM	1.4 GPM	

Simultaneous Showers
 Sink Faucet

Calculations based on 120°F Set Point temperature, 107°F shower temperature, 2.5 GPM showerhead flow rate, 1.5 GPM sink flow rate, adequate water pressure and gas supply. Variation from these parameters may alter actual performance. GPM shown is the hot water flow rate at 120°F Set Point temperature.

New! Bosch Therm gas tankless water heaters

Introducing Bosch Therm. Our newest line of tankless water heaters. This expanded and advanced line includes efficient condensing and non-condensing tankless water heaters with more compact models and greater installation versatility - to satisfy all your commercial applications.



Commercial Series								
Model/Part Number	C 1210 ESC NG / C 1210 ESC LP	C 1050 ES	940 ES NG / 940 ES LP	940 ESO NG / 940 ESO LP	830 ES NG / 830 ES LP	660 EF NG / 660 EF LP	660 EFO NG / 660 EFO LP	
Applications	Commercial	Commercial	Commercial	Commercial	Commercial	Commercial	Commercial	
Condensing / Non	Condensing	Condensing	Non Condensing	Non Condensing	Non Condensing	Non Condensing	Non Condensing	
Max. Input	225,000	199,000	199,000	199,000	175,000	140,000	140,000	
Min. Input	25,000	19,900	19,900	19,900	19,900	20,000	20,000	
Thermal Efficiency	Up to 98%	92%	83%	83%	83%	.83%	.83%	
Capacity @ 35F Rise	12.1	10.5	9.4	9.4	8.3	6.6	6.6	
Capacity @ 55F Rise	7.7	6.7	6.0	6.0	5.3	4.2	4.2	
Energy Factor	N/A	.92	.83	.83	.83	.82	.82	
Activation Flow Rate	0.5 GPM	0.5 GPM	0.5 GPM	0.5 GPM	0.5 GPM	0.5 GPM	0.5 GPM	
Temp Range (F)	100-180	100-140	100-140	100-140	100-140	100 - 160	100 - 160	
Temp Range with High Temp Kit	N/A	100-184	100-184	100-184	100-184	N/A	N/A	
Installation Options	Indoor or Outdoor*	Indoor or Outdoor*	Indoor	Outdoor	Indoor or Outdoor*	Indoor	Outdoor	
Altitude Tested	8,000 ft.	8,000 ft.	8,000 ft.	8,000 ft.	8,000 ft.	4,500 ft.	4,500 ft.	
Venting Options	PVC, CPVC, ABS, Stainless Steel	PVC, CPVC, ABS, Stainless Steel	Category III Stainless Steel	N/A	Category III Stainless Steel	Category III Stainless Steel	N/A	
Vent Maximum Run	63'	63'	61.25'	N/A	61.25'	45'	N/A	
Water Pressure Range	30 - 150 psi	30 - 150 psi	30 - 150 psi	30 - 150 psi	30 - 150 psi	30 - 150 psi	30 - 150 psi	
Water Connections	¾" NPT	¾" NPT	¾" NPT	¾" NPT	¾" NPT	¾" NPT	¾" NPT	
Min. NG Pressure	3.5" WC	3.5" WC	3.5" WC	3.5" WC	3.5" WC	4" WC	4" WC	
Gas Connection	¾" NPT	¾" NPT	¾" NPT	¾" NPT	¾" NPT	¾" NPT	¾" NPT	
Dimensions	17.875 x 30.5 x 11.25	17.875 x 30.5 x 11.25	17.875 x 30.5 x 11.25	17.875 x 35 x 11.25	17.875 x 30.5 x 11.25	13.8 x 20.5 x 6.7	13.8 x 20.5 x 6.7	
Weight (Lbs)	88	74	67	72	67	36	36	
Heat Exchanger Warranty	5 Years	2 Years	2 Years	2 Years	2 Years	2 Years	2 Years	
All Other Parts	5 Years	5 Years	5 Years	5 Years	5 Years	5 Years	5 Years	
ICON KEY:								

For additional product information and interactive sizing tools visit www.bosch-climate.us










* Outdoor installations require optional outdoor kit. **35°F capacity on C 1210 ESC and C 1050 ES models is based on installation with a mixing valve to overcome typical pressure loss through the water heater and system.**

Icon applies only to the C 1210 ESC models. *Energy Star icon does not apply to C 1210 ESC models

Point-of-use solutions deliver hot water virtually anywhere

These electric compact tankless and mini-tank water heaters are perfect solutions for a wide range of commercial applications. Ideal for employee breakrooms, public restrooms, janitor closets, salons, medical facilities, veterinary offices and anywhere else you need hot water directly at the point-of-use. These products are also smart for use as a supplemental source for high-flow fixtures or recirculation systems.



Commercial Series	POWERSTREAM PRO Electric Tankless								ARISTON Electric Mini-Tank		
	RP27PT	RP17PT	RP12PT	RP9P	RP1P	RP7P	RP2P	RP3P	GL8Ti	GL4Ti	GL2.5Ti
Series	POWERSTREAM PRO Electric Tankless								ARISTON Electric Mini-Tank		
Model/Part Number	RP27PT	RP17PT	RP12PT	RP9P	RP1P	RP7P	RP2P	RP3P	GL8Ti	GL4Ti	GL2.5Ti
Applications	Commercial Point-of-Use										
Output (kW) or Storage Volume (Gal)	26.85 kW	17.25 kW	12 kW	9.5 kW	9.5 kW	7.2 kW	6.0 kW	3.4 kW	7.0 Gal	3.85 Gal	2.75 Gal
Capacity @ 45°F Rise	4.0	2.6	1.8	1.4	1.4	1.1	0.9	N/A	N/A	N/A	N/A
Capacity @ 77°F Rise	2.4	1.5	1.1	0.8	0.8	0.6	0.5	N/A	N/A	N/A	N/A
Recovery Rate @ 90°F Rise (GPH)	N/A	N/A	N/A	N/A	N/A	N/A	N/A	N/A	6.8 GPH	6.8 GPH	6.8 GPH
Activation Flow Rate	0.8	0.6	0.5	0.75	0.75	0.5	0.5	0.5	0	0	0
Water Pressure Range	15 – 150 psi	15 – 150 psi	20 – 150 psi	10 – 150 psi	10 – 150 psi	10 – 150 psi	10 – 150 psi	10 – 150 psi	1 – 150 psi	1 – 150 psi	1 – 150 psi
Default Temp (F)	122	122	122	122	122	122	120	120	N/A	N/A	N/A
Thermal Efficiency	97%	97%	99%	99%	99%	99%	99%	99%	98%	98%	98%
Electrical Requirements (Amps / Volts)	3x40A 240V	2x40A 240V	50A 240V	35 / 277	40 / 240	30/ 240	25/ 277	30 /110	12.5 A / 120 V	12.5 A / 120 V	12.5 A / 120 V
Dimensions	15.5"x15.25"x4.5"	15.5"x15.25"x4.5"	12.25"x6.5"x3"	12.25"x6.5"x3"	12.25"x6.5"x3"	12.25"x6.5"x3"	12.25"x6.5"x3"	12.25"x6.5"x3"	17.5"x17.5"x14.5"	14"x14"x12.25"	14"x14"x10.25"
Weight (Lbs)	22	20	5	5	5	5	5	5	29.5	17.3	15.5
Water Fittings	¾" Male NPT	¾" Male NPT	½" Male NPT	½" Male NPT	½" Male NPT	½" Male NPT	½" Male NPT	½" Male NPT	¾" Male NPT	½" Male NPT	½" Male NPT
ICON KEY:	 		  					   			

All models, except the Ariston GL4Ti and GL2.5Ti, require hard wiring.

Application and feature icons



COMMERCIAL

Built for applications requiring a high volume of hot water, such as hotels, apartment buildings, restaurants, medical facilities, government buildings and manufacturing plants.



INTELLIGENT CASCADING

Models marked with this icon can be linked together (up to 24 units) to satisfy jobs of all sizes.



RECIRCULATION

Circulates warm water throughout the pipes for instant hot water.



SPACE HEATING

Models marked with this icon can be used to provide both domestic hot water and space heating using radiant floor heating or a hydronic air handler system.



SOLAR READY

Integrates with Bosch solar thermal systems for use as a reliable, back-up source of hot water during cloudy or inclement weather conditions.



POINT-OF-USE

Compact tankless and mini-tank water heaters for smaller homes, garage apartments, break-rooms, public restrooms, janitor closets, salons, medical and veterinary offices.



TANK LOADING

Integrates with commercial, industrial and multi-family applications that need to fill and maintain large hot water storage tanks.



LOW NOx 2012 SCAQMD COMPLIANT

Bosch condensing tankless models marked with this icon are ultra efficient and reduce NOx emissions ahead of the 2012 SCAQMD (14ng/j) regulations.



ZERO EMISSIONS

Identifies our greenest products that produce no emissions.



VENTS WITH PVC

These Bosch models can be vented with PVC for faster, easier and lower-cost installation.



ENERGY STAR® RATED

These Bosch products are the most energy efficient and qualify for rebates.



ASME CERTIFIED

ASME certified heat exchanger.



New! Bosch Therm commercial gas tankless energy efficient water heaters



The benefits of going tankless

Endless hot water on-demand

Bosch tankless water heaters work “on-demand” to produce hot water when needed, for as long as needed. There is no storage tank, so you never have to worry about running out of hot water or waiting for the tank to recover, even during peak use.



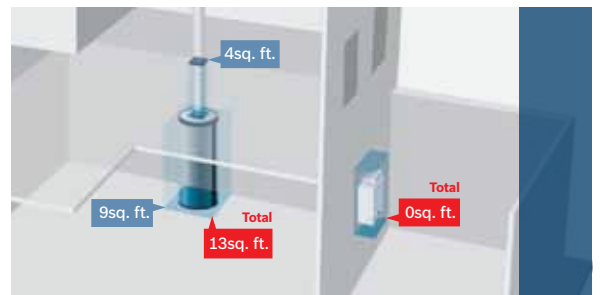
Saves up to 50% on water heating costs

A tank style hot water heater keeps water hot 24 hours a day, whether it is needed or not. Bosch tankless produces hot water only when needed, cutting out needless energy consumption and therefore reducing water heating costs by up to 50%.




Space saving technology

A typical tank water heater requires up to 13 sq. ft. of space. If the price per sq. ft. of real estate in your area is \$150, that’s almost \$2,000 worth of space to be re-purposed. Tankless water heaters are compact and can install virtually anywhere - even outdoors.



Reduces greenhouse gasses

The EPA identified NOx as a main greenhouse gas contributing to acid rain, respiratory problems and global warming. Bosch’s condensing tankless models use an exclusive pre-mix combustion process which achieves up to 98% thermal efficiency and reduces NOx emissions ahead of 2012 SCAQMD (14ng/j) regulations.



Bosch Therm gas water heater

Compact design mounts on wall.

Copper and aluminum heat exchanger rapidly transfers the heat to the water.

Patented, fully modulating burner design generates endless hot water.

On-demand technology uses gas only when you produce hot water.



Gas storage tank water heaters

Stored water loses on average, 20% of its heat up the flue and through sidewalls.

Cycles on and off 24 hours a day, seven days a week.

Mineral build-up leads to tank leaks and greater inefficiency.

Small burner can't keep up when demand is high.

Key benefits to consider	Bosch Therm tankless	Gas storage tank water heater
Provides endless hot water on-demand?	Yes	No
Compact, easy access and 100% serviceable parts?	Yes	No. Tanks are usually just replaced
Built-in digital control panel with precise 2°F temperature increments?	Yes	No. High to low setting
Maintains efficiency over the life of the product?	Yes	No. Sediment builds-up inside the tank with each use
Reduces opportunity for bacteria growth	Yes. There is minimal standing water to grow bacteria	No. Stored warm water mixes with sediment and is a breeding ground for bacteria
Fully modulating “vertical” burner that works on demand only?	Yes. A Bosch exclusive	No. Uses a single burner that operates with or without hot water demand
How much heat and energy is wasted in the exhaust?	Bosch dual heat exchangers minimize waste and optimize efficiency - up to 98%	Heat rises and energy is wasted through the flue at around 78% efficiency
Estimated to last 20+ Years?	Yes	No. Replace every 6-12 years

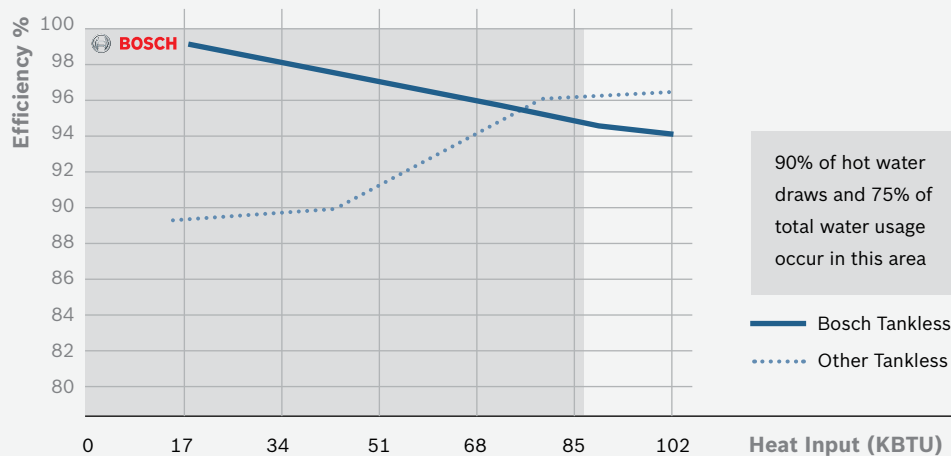
Bosch condensing tankless water heaters are engineered to operate at up to 98% efficiency when North American hot water demands are most common.

The Bosch C 1210 ESC and C 1050 ES gas tankless water heaters are ultra efficient fully condensing water heaters. Unlike traditional non-condensing water heaters, a condensing unit captures latent heat from condensation of the exhaust gas and uses it to preheat the incoming cold water, making Bosch condensing tankless water heaters 10% more efficient than a traditional tankless water heater.

As seen on the chart below, this smart technology ensures maximum performance and energy efficiency during normal usage. This is a critical difference in Bosch technology and something we think you should understand because some tankless products advertise high efficiencies based on less common flow situations. With Bosch you know exactly what you are buying.



Benchmark - efficiency results



Smart Bosch technology delivers up to 98% efficiency when you need it most

Hot water usage source; Center for Energy and Environment

Bosch Therm condensing gas tankless water heaters



Bosch Therm C 1210 ESC

- ▶ 225,000 BTU/Hr Max
25,000 BTU/Hr Min
- ▶ Up to 98% Thermal efficiency
- ▶ 12.1 gallons per minute capacity
- ▶ Available in NG and LP models
- ▶ 100°F - 180°F temperature range
- ▶ Intelligent Cascading up to 24 units
- ▶ Altitude tested to 8,000 ft.
- ▶ Vents with PVC



Bosch Therm C 1050 ES

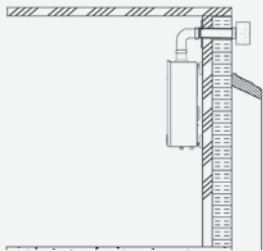
- ▶ 199,000 BTU/Hr Max
19,900 BTU/Hr Min
- ▶ 92% Thermal efficiency
- ▶ 10.5 gallons per minute capacity
- ▶ Available in NG and LP models
- ▶ Energy Factor: 0.92
- ▶ 100°F - 140°F temperature range
- ▶ 100°F - 184°F with High Temp Kit
- ▶ Intelligent Cascading up to 24 units
- ▶ Altitude tested to 8,000 ft.
- ▶ Vents with PVC



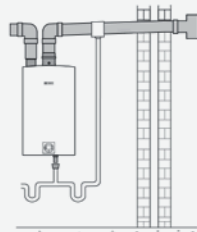
Bosch makes outdoor installations simple and attractive with optional Outdoor Vent Kit, Pipe Cover and Recess Box accessories.

CONDENSING MODELS install indoors with PVC venting up to 63 feet or outdoor with optional accessory kit

Minimum Vent Set-Up Side View



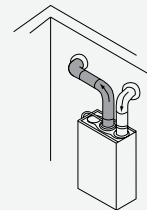
Room Air Intake: Horizontal



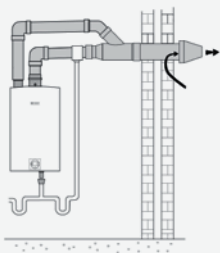
Room Air Intake: Vertical



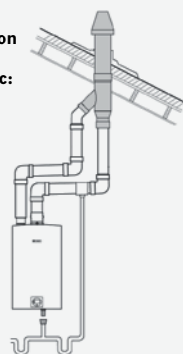
Exterior Air Intake: Sealed Combustion



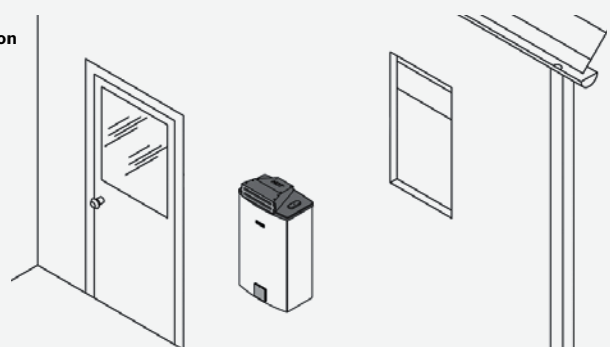
Sealed Combustion: Horizontal Concentric



Sealed Combustion Vertical Concentric:



Outdoor Installation



Refer to the Product Manual for more vent configurations

Bosch Therm non-condensing gas tankless water heaters



Bosch Therm 940 ES

- ▶ 199,000 BTU/Hr Max
19,900 BTU/Hr Min
- ▶ 83% Thermal efficiency
- ▶ 9.4 gallons per minute capacity
- ▶ Available in NG and LP models
- ▶ Energy Factor: 0.83
- ▶ 100°F - 140°F temperature range
- ▶ 100°F - 184°F with High Temp Kit
- ▶ Intelligent Cascading up to 24 units
- ▶ Altitude tested to 8,000 ft.
- ▶ Vents with 3" or 4" stainless steel



Bosch Therm 660 EF

- ▶ 140,000 BTU/Hr Max
20,000 BTU/Hr Min
- ▶ 83% Thermal efficiency
- ▶ 6.6 gallons per minute capacity
- ▶ Available in NG and LP models
- ▶ Energy Factor: 0.82
- ▶ 100°F - 160°F temperature range
- ▶ Altitude tested to 4,500 ft.
- ▶ Vents with 3" stainless steel



Bosch Therm 940 ESO

This outdoor version of the 940ES ships with everything needed for outdoor installation.



Bosch Therm 660 EFO

This outdoor version of the 660 EF ships with everything needed for outdoor installation.



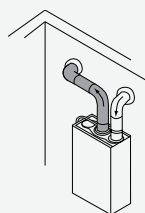
Bosch Therm 830 ES

- ▶ 175,000 BTU/Hr Max
19,900 BTU/Hr Min
- ▶ 83% Thermal efficiency
- ▶ 8.3 gallons per minute capacity
- ▶ Available in NG and LP models
- ▶ Energy Factor: 0.83
- ▶ 100°F - 140°F temperature range
- ▶ 100°F - 184°F with High Temp Kit
- ▶ Intelligent Cascading up to 24 units
- ▶ Altitude tested to 8,000 ft.
- ▶ Vents with 3" or 4" stainless steel

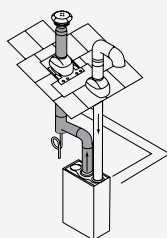


*NON-CONDENSING vent configurations

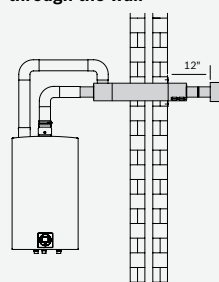
Horizontal twin pipe termination



Vertical twin pipe termination



Concentric venting through the wall



Attention Bosch Contractors:

*For more venting options and installation diagrams, download individual Product Manuals and Applications Manual at www.bosch-climate.us

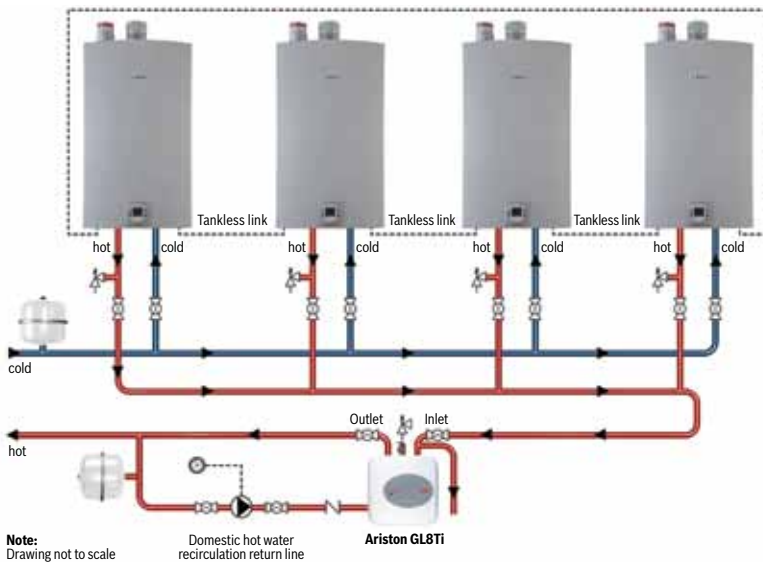
Recommended commercial systems

Cascade up to 24 units to satisfy jobs of all sizes

Most Bosch Therm commercial models can be linked together to achieve higher flow rates than with single units. A 24-unit cascade using our Bosch Therm Condensing C 1210 ESC for example, can deliver an incredible 290.4 gallons per minute.



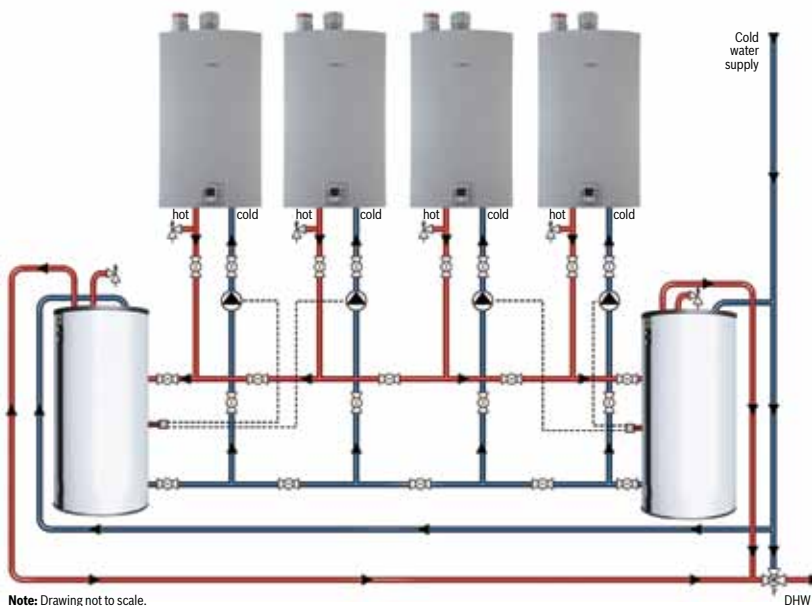
Bosch Therm 940 ES, C 1050 ES, C 1210 ESC



Cascading with electric tank for recirculation

Let the built-in functionality of the Bosch Commercial heaters manage your hot water load. A live storage tank and small circulator pump are all that is needed to handle even your most varied demands. The perfect one pump solution for truly instant hot water.

Bosch Therm 940 ES, C 1050 ES, C 1210 ESC



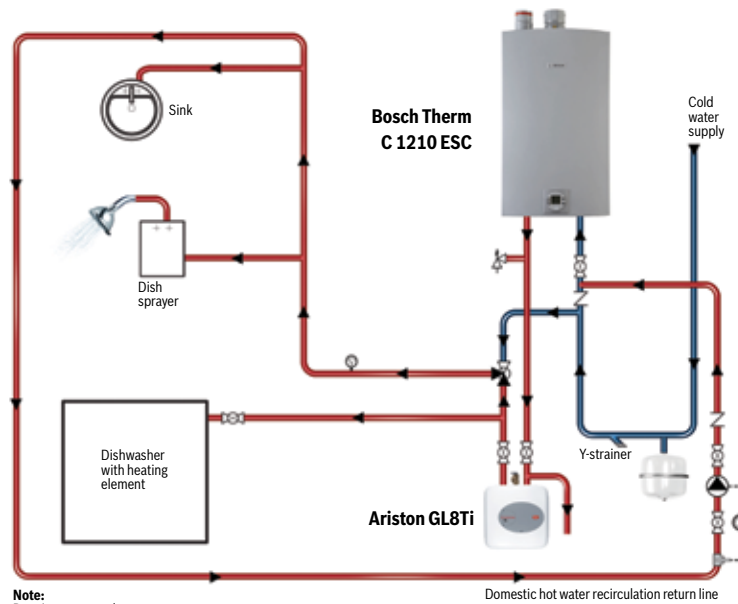
Advanced tank loading

Multi-pump driven high output system with thermostatic and time controls. Expand this system by increasing the quantity of heaters and/or storage capacity.

Recommended commercial systems

Commercial kitchen with live storage

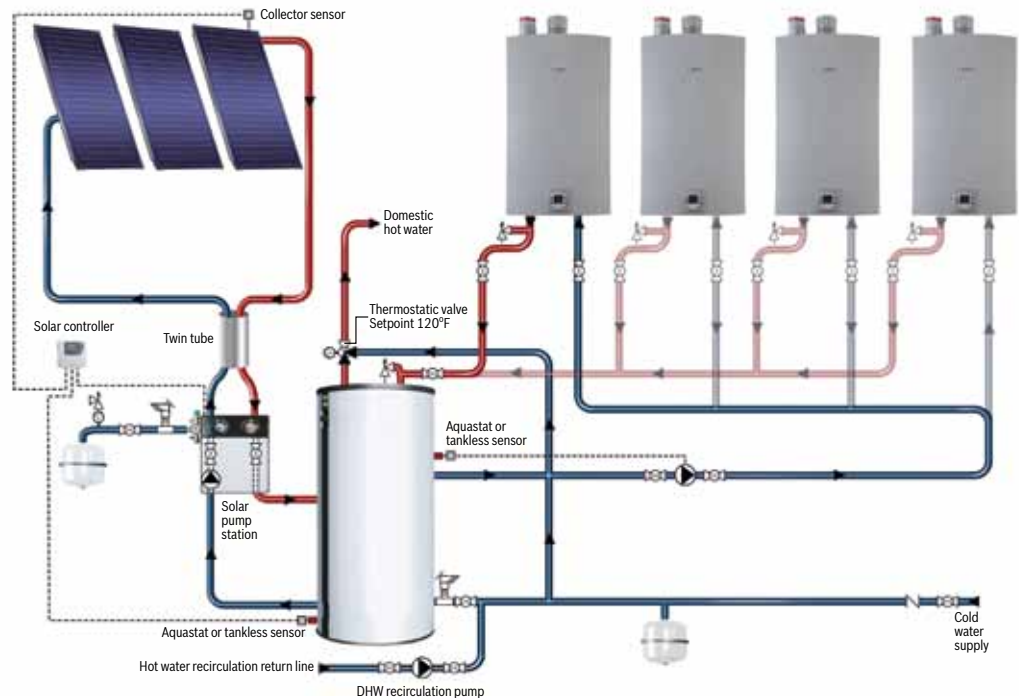
This time and temperature controlled design allows instant hot water that never runs out - even in the busiest kitchens. Adjust the size of the live storage capacity for various dishwasher needs. An efficient and proven solution that works perfectly under heavy peak load as it does during prep hours.



Note:
Drawing not to scale.
Cold water piping to fixtures not shown for clarity purposes.

Solar tank loading

Let the sun do some work with renewable benefits. Even if the sun can't heat your total hot water load, you'll still have hundreds of gallons per hour backing it up with this design. Three areas of flexibility or expansion: number of solar collectors, tankless units and size of storage.



Tankless water heater available accessories

Wireless Remote



Outdoor Kit



Concentric Termination Kit



Intelligent Cascading Kit



High Temperature Kit



Available Accessories

Part #	Description	C 1210 ESC	C 1050 ES	940 ES	940 ESO	830 ES	660 EF	660 EFO
ESHCK	Concentric vent/air intake kit stainless steel			✓		✓		
196016	Concentric termination kit - PVC*	✓	✓					
L2594	Exhaust/intake bird screen - PVC	✓	✓					
ES VVT	Vertical vent kit			✓		✓		
4TWHVK3SII	Horizontal vent kit			✓		✓		
BTOK	Outdoor kit for Therm	✓	✓	✓		✓		
TSTAT2	Wireless remote control	✓	✓	✓	✓	✓		
7709003962	Intelligent cascading kit	✓	✓	✓	✓	✓		
8703305356	External water filter	✓	✓	✓	✓	✓		
7736500074	High temperature kit		✓	✓	✓	✓		
196061	PVC Condensing drain tee†	✓	✓					
JM-2KIT	Condensate neutralization cartridge kit	✓	✓	✓	✓	✓	✓	✓
ES ISO KIT	Isolation valve kit with PRV	✓	✓	✓	✓	✓	✓	✓
7709003956	Pipe cover						✓	✓
PTPCES	Pipe cover	✓	✓	✓	✓	✓		
7709003957	Recess box						✓	✓
7736500043	Recess box	✓	✓	✓	✓	✓		
7709003958	Remote controller (US)						✓	✓
7709003959	Remote controller (CAN)						✓	✓
7709003960	10' Length RC cord						✓	✓
7709003961	26' Length RC cord						✓	✓
7709003963	Junction box (unit cover for outdoor)							✓
2SVSWB03	3" Vent adaptor for 660 EF						✓	

* Meets ULC S636 Standard

† Also included in the Concentric termination kit (196016)



Electric tankless and point-of-use solutions
deliver hot water virtually anywhere



Powerstream Pro 17 & 27 series

Whole house electric tankless water heaters

The compact and powerful RP17PT & RP27PT electric whole house tankless water heaters can be installed virtually anywhere inside the home. They are 97% efficient with minimal stand-by loss and have a built-in flow sensor that ensures a constant output temperature.

Note: These Powerstream Pro models require hard wiring.

POWERSTREAM PRO
tankless electric water heaters
RP17PT
RP27PT



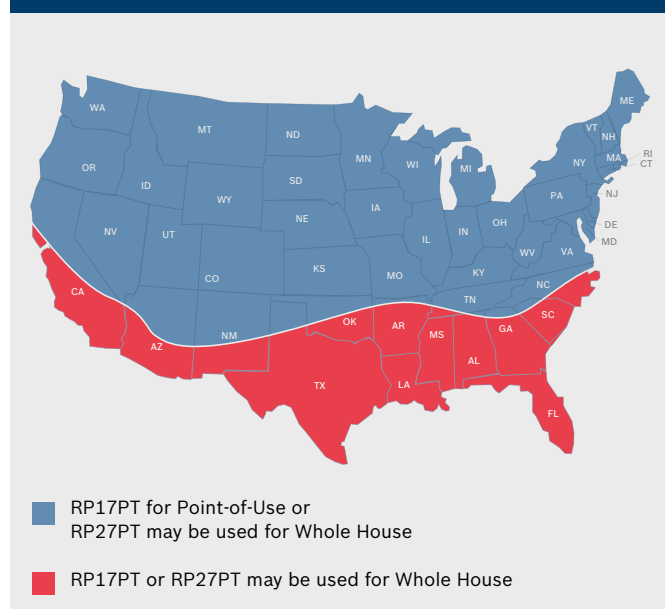
2-YEAR WARRANTY

Part #
RP17PT
RP17PTK (Canada)
RP27PT
RP27PTK (Canada)


Features

- ▶ Over 97% efficiency rating
- ▶ Compact and lightweight
- ▶ Electronic flow switch
- ▶ Flow sensor provides a constant output temperature
- ▶ Filter screen on inlet
- ▶ External temperature control

Recommended Climate Zones for Installation of the RP17PT and RP27PT



Model RP17PT is not recommended for whole house use in climates where average ground water temperature is less than 60°F.



Inlet Temp. (F)	Summer						Winter		
	77°	72°	67°	62°	57°	52°	47°	42°	37°
Electric Tankless									
RP 17 PT	2.7 GPM	2.5 GPM	2.2 GPM	2.0 GPM	1.9 GPM	1.7 GPM	1.6 GPM	1.5 GPM	1.4 GPM
RP 27 PT	4.3 GPM	3.8 GPM	3.5 GPM	3.2 GPM	2.9 GPM	2.7 GPM	2.5 GPM	2.3 GPM	2.2 GPM

Simultaneous Showers
 Sink Faucet

Calculations based on 120°F Set Point temperature, 107°F shower temperature, 2.5 GPM showerhead flow rate, 1.5 GPM sink flow rate, adequate water pressure and rated voltage. Variation from these parameters may alter actual performance. GPM shown is the hot water flow rate at 120°F Set Point temperature. **For additional information refer to the groundwater temperature map on page 5.**

Powerstream Pro

RP1 - RP12 compact series

Point-of-Use electric tankless water heaters

Six compact, point-of-use tankless water heaters, designed to provide an endless supply of hot water for kitchen and bathroom sinks. These units provide 99% efficiency with minimal stand-by loss and most models are equipped with high/low kW settings. Common applications include: break-rooms, restrooms, salons and medical facilities.



RP1 - RP12 compact series

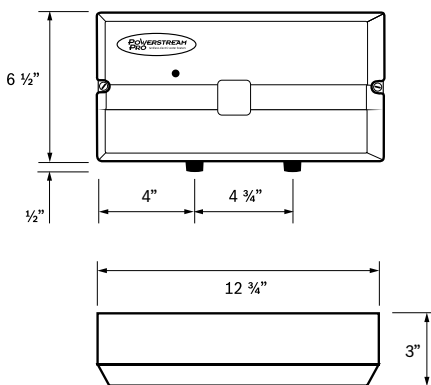
2-YEAR WARRANTY



These PowerStream Pro models require hard wiring.

Features

- ▶ Compact, point-of-use tankless water heaters
- ▶ 99% efficient with minimal stand-by loss
- ▶ Copper heat exchanger and copper-sheathed heating elements
- ▶ Most models are equipped with high/low kW settings
- ▶ Units can be mounted in any direction (except RP12PT)
- ▶ These units require hard wiring
- ▶ **Available in 6 models to accommodate a wide range of applications**



Dimensions



Technical specifications Powerstream Pro RP1 - RP12 series

Model/ Part Number	Wire Size	Voltage	Amps	High kW ³	Low kW ³	Degree rise at flow rates (gpm) ^{1, 2}				Activation Rate (gpm)
						0.5	1.0	1.5	2.0	
RP1P	8GA	240 ⁴	40	9.50	–	N/A	64°F	42°F	32°F	0.75
			20	–	4.75	N/A	32°F	21°F	16°F	
RP2P	10GA	277	22	6.00	–	81°F	42°F	27°F	N/A	0.50
			11	–	3.00	41°F	21°F	14°F	N/A	
RP3P	10GA	120	29	3.40	–	41°F	20°F	N/A	N/A	0.50
			30	7.20	–	N/A	48°F	32°F	24°F	
RP7P	10GA	240 ⁴	15	–	3.60	N/A	24°F	16°F	12°F	0.75
			35	9.50	–	N/A	64°F	42°F	32°F	
RP9P	8GA	277	18	–	4.75	N/A	32°F	21°F	16°F	0.75
			–	–	–	N/A	–	–	–	
Thermostatic Model										
RP12PT	6GA	240 ⁵	50	12.00	–	N/A	72°F	52°F	42°F	0.75

¹ gpm = Gallons Per Minute

² RP3P includes a 0.5 gpm faucet aerator for optimal performance

³ High/Low kW settings possible within some settings

⁴ These units will operate on 220V at 84% of capacity and on 208V at 75% of capacity

⁵ This unit is designed to operate on 240V only

Ariston Pro point-of-use electric mini-tank water heaters

Easy installation and energy efficiency

The Ariston point-of-use electric mini-tank is available in three sizes. The units can be wall-hung (bracket included) or floor-mounted and come with a temperature/pressure relief valve. Simply tap into the cold water line and install the water heater directly at the sink to provide hot water. They may also be installed in-line with a larger hot water source to eliminate the wait for hot water. The two smaller units have a simple 120V AC plug-in connection.

ARISTON PRO

GL2.5Ti
GL4Ti
GL8Ti

2-YEAR WARRANTY

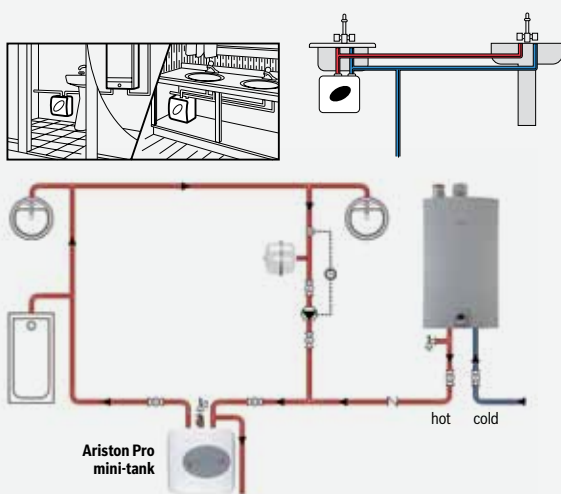


Features

- ▶ Saves space
- ▶ Provides hot water quickly at the point-of-use
- ▶ Stand-alone or in-line application
- ▶ Temperature/pressure relief valve included



No more waiting for hot water. Ideal for stand-alone use or recirculation systems



Technical specifications


Model/Part Number	GL2.5Ti	GL4Ti	GL8Ti
Tank Volume	2.75 gallons	3.85 gallons	7 gallons
Dimensions	14" x 14" x 10 3/4"	14" x 14" x 12 3/4"	17 1/2" x 17 1/2" x 14 1/2"
Voltage	120V AC	120V AC	120V AC
Amperage	12.5 amps	12.5 amps	12.5 amps
Wire Size	Plug-in	Plug-in	Hard-wired
Heating Capacity	1500 watts	1500 watts	1500 watts
Recovery at 90° F Rise	6.8 gph	6.8 gph	6.8 gph
Temperature Range	65° - 145° F	65° - 145° F	65° - 145° F
Water Connections	1/2" NPT	1/2" NPT	3/4" NPT
Operating Pressure	150 psi	150 psi	150 psi
Relief Valve	Installed	Installed	Included

gph = gallons per hour

New for 2011! **Bosch Compress** heat pump electric water heater

The Bosch heat pump water heater is ultra efficient and shares similar technology as an ENERGY STAR® qualified refrigerator. How does this work? Instead of the cooling effect created in a refrigerator, Bosch utilizes this technology in reverse mode to heat water. By using a specially designed pump, compressor and heat exchanger system, the heat is transferred from the surrounding air to the water stored in a well insulated storage tank. The result is efficient hot water and zero emissions!

Bosch Compress heat pump electric water heater



Features

- ▶ Ultra efficient with proven technology
- ▶ Zero emissions
- ▶ Designed to be Energy Star® qualified
- ▶ Simple installation requires standard plumbing and electrical connections same as for traditional electric water heaters
- ▶ Easy to read LCD display allows for easy operation for ideal temperature, efficiency and demand settings
- ▶ Ducting option increases efficiency and makes Bosch Compress the quietest unit in the market
- ▶ Visit www.bosch-climate.us for updated information about this new product

Final product design and specifications are subject to change without notice.

Bosch commercial installations

Bosch would like to hear about your tankless water heating success stories.
Submit your installation story online at www.bosch-climate.us



48 Unit Condominium Complex – Van Nuys, CA

- ▶ **Models Installed and Qty**
 - Bosch C 920 ESC tankless water heaters
 - Four units cascaded
- ▶ **Type of System**
 - Cascading outdoor installation
- ▶ **How many applications run off of it?**
 - 48 two-bedroom units with 48 showers and 96 sinks
- ▶ **Why Tankless?**
 - Property owner wanted to replace a one million BTU Boiler and leaking 500 gallon tank and reduce energy costs
- ▶ **Additional notes on install (space savings, environmental considerations, etc.)**
 - Based on energy savings the owner and plumbing contractor are estimating a short three to five year payback period



64-Room Hotel – Franconia, NH

- ▶ **Models Installed and Qty**
 - Bosch C 920 ESC tankless water heaters
 - Four units cascaded
- ▶ **Type of System**
 - Tank loading application with two 100 gallon tanks
- ▶ **How many applications run off of it?**
 - 64 showers, 69 sinks, restaurant sink and dishwasher and two commercial washing machines
- ▶ **Why Tankless?**
 - The hotel needed a more reliable and energy efficient water heating system
- ▶ **Additional notes on install (space savings, environmental considerations, etc.)**
 - This installation includes long concentric vent runs which terminate out through the sidewall (horizontally)



Community Hockey and Ice Skating Center – Waterbury, VT

- ▶ **Models Installed and Qty**
 - Bosch C 800 ES tankless water heaters
 - Four units cascaded
- ▶ **Type of System**
 - Tank loading and recirculation system
- ▶ **How many applications run off of it?**
 - 13 showers, 14 sinks and a 15-gallon Zomboni filling station
- ▶ **Why Tankless?**
 - Greater capacity, energy savings and redundancy
- ▶ **Special Features about the installation**
 - Complex concentric venting solution

Bosch system integration reinventing energy efficiency



Bosch Tankless Water Heaters

For restaurants, hotels, schools and other commercial applications, you can trust Bosch has a water heating solution to handle your needs. Every unit delivers the highest efficiency in the market and is built to stringent Bosch quality standards. With a Bosch tankless water heater you will get an endless supply of hot water and can cut your current water heating bill in half.



Bosch Solar Thermal Systems

Bosch solar hot water solutions bring the first-class technology, innovation, reliability, quality and environmental sustainability that Bosch is known for world-wide, to the next level. These systems are designed for superior energy efficiency. This is especially true when combined with a Bosch high efficiency tankless water heater as a back-up system. There is no better choice than a solar thermal system from Bosch to reduce your energy expenses and your carbon footprint.



Bosch Controls

We supply a wide selection of advanced controls to ensure that your heating and domestic hot water system delivers high efficiency and reliable heating year after year. Bosch controls give the heating engineer quick and easy access to all functions of the heating system and also allows the integration of multiple heating products.




Buderus Boilers

Our extensive boiler line includes energy efficient cast iron boilers as well as the very latest aluminum condensing boilers and multiple boiler cascade systems for maximum energy efficiency.



FHP Geothermal Heat Pumps

Our high efficiency water source heat pump systems provide the most flexible and lowest installation costs of virtually any HVAC system. These systems are the most energy and cost efficient systems on the market making them the greenest technology and the smartest investment for residential heating and cooling applications.



Tankless, solar, geothermal and boiler solutions from Bosch

Bosch is committed to reinventing energy efficiency by offering smart tankless, solar, geothermal and boiler products that produce domestic hot water and indoor comfort solutions. Bosch products work alone or together as an integrated system to provide contractors, mechanical engineers and architects the opportunity to customize unique energy efficient systems.

To learn more about these products and Bosch systems visit the Energy Efficiency Home at www.bosch-climate.us

Bosch Contractor Exclusive!

Join the Bosch Loyalty Program
and start earning valuable rewards
at www.boschhvacloyalty.com



BOSCH

Invented for life

Bosch Thermotechnology Corp.

Londonderry, NH • Ft. Lauderdale, FL • Irvine, CA

General Inquiries: 1-866-642-3198

Technical Support: 1-866-446-8987

www.bosch-climate.us

Printed on Elemental Chlorine Free, FSC-certified,
minimum 10% PCW paper
with vegetable-based inks.

